





























## NetTalk Internet Phone Value Added Features Access Codes

	Feature	Activation	Cancellation
1	Caller Number Display per call Blocker	Press 133 + phone no. and click 	-
2	Release Caller Number Display per line blocking for a particular call	Press 1357 + phone no. and click 	-
3	Voice Mail	Press 	-
4	Call Forward		
	(a) All Call Forward	Press * 81 + phone no. and click 	Press # 81 and click 
	(b) Busy Call Forward	Press * 82 + phone no. and click 	Press # 82 and click 
	(c) No-answer Call Forward	Press * 83 + phone no. and click 	Press # 83 and click 
	(d) All Call Forward to Voice Mail	Press * 77 and click 	Press # 77 and click 
	(e) Busy Call Forward to Voice Mail	Press * 78 and click 	Press # 78 and click 
	(f) No-answer Call Forward to Voice Mail	Press * 79 and click 	Press # 79 and click 
5	Block-The-Blocker	Press * 76 and click 	Press # 76 and click 
6	Do-Not-Disturb	Press * 96 and click 	Press # 96 and click 
7	Call Waiting	Press 	-
8	Speed Dial	Press * + 1- digit code (0-9) + # and click 	-
	Set Speed Dialling	1. Press * 92 2. Press 1-digit code (0-9) 3. Enter phone no + # 4. Click 	-
9	Call Conference	1. Press 1st phone no. 2. Click  and connect 3. Press 2nd phone no. 4. Click  and connect 5. Click "Conference" 	-
10	Appointment Reminder	Press *93 + Time (HHMM in 24-hour format) + # and click 	Press # 93 and click 
11	Remote Call Forward	Dial Access No.: 2136 8383	-
12	IDD Security	1. Press *72* 2. Enter 4 digit pin + long distance no. + # 3. Click  (Default pin is 0000)	-

The value-added services are provided subject to the service plan you subscribed. For details, please refer to the service plan and features you subscribed. You can also visit our website <http://hkbnes.net/en> for more information.